


## Owner's Manual



### Smart Dimmer Switches

#### W-Bus Switches BC2-A1DI/BC2-A2DI

Document Number 11W-003

Nov – 2008

Version 1.1

All Rights Reserved

#### INTRODUCTION

Thank you for purchasing your new BC2-A1DI one gang dimmer switch, or BC2-A2DI two gangs dimmer switch. Your dimmer switch will save your home energy, make your room lights look more beautiful, and give you more options to control your light, W-bus dimmer switch will Give you the comfort simplicity, and convenience for your life.

We hope that you take a few moments to become familiar with all of the features of this fine product by reviewing this manual. Please keep this manual on file for future reference.

#### DESCRIPTION

The W-Bus dimmer switch is a smart lighting dimmer switch that can replace the old ordinary home switch, it can stand alone so you can dim the light or turn it On/OFF, or you can control it by different type of w-bus remotes, by phone controller, by timer, touch screen, Automation, and by internet if you have the w-bus touch screen.

#### OPERATION:

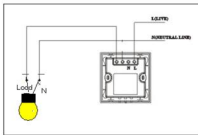
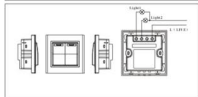
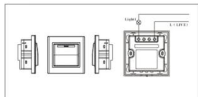
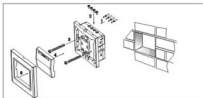
To take advantage of all the benefits and features offered by your dimmer switch, we recommend that you start by becoming familiar with its operation.

**Specification:**

Working voltage	AC180-250V
Rating power	<=800W
Working Temperature	0-50°C
Working humidity	<=90%RH
Receiving sensitivity	-105dbm
Receiving frequency	433.92MHz
Load Type	Incandescence light / Spot light

**Installation:**

The switch fit inside ordinary 3" \* 3" inch back box


**Function:**

You can control the smart w-bus switch in different way:

- stand alone, single press to toggle between ON/OFF, this smart switch have the memory technology, so the light will turn on to the last previous percentage each time you switch the light ON, keep pressing on switch to dim the light, release and keep pressing again to brighten the light.
- With remote control, you have 3 types of w-bus RF remotes control working with this dimmer switch, you can by this handheld remote to make light ON/OFF and make different scenes with different switches.
- By Phone call, you can control your home lights by w-bus telephone controller.
- By Automation, when you have the automation touch screen you can add value to your home smart switches, cause you will have timer, logic controller, macros, and internet control.

For more information about the other devices that can used with w-bus dimmer switch, please read its manuals or contact the technical support.

**Caution**

- Make sure products are installed by professionals. Please turn off all power supply before installation.
- DO NOT be installed in bathroom.
- Please check whether there is short circuit before installation.
- Total power consumption of lights MUST NOT exceed the rating power.
- Switch will execute current command before execute the next command issued by user. (It takes 1.5 second for Remote Controller to issue command before next step)

For Customer Service or Technical Support  
 Contact us at  
 PO Box 31255, Dubai UAE Tel: +971-4-3431323  
 Fax: +971-4-3431939  
 Email: [support@smarthomeuae.com](mailto:support@smarthomeuae.com)  
 Smart Home Control, Digitcom LLC