

LOFOTEN

collection







Ordering Codes

L O X X X X

Colours

W White
 B Blue
 A Amber
 G Green
 R Red
 Y Yellow

Series

1 □ Ramberg
 2 ○ Flakstad
 3 ≡ Vikten*
 4 △ Moskenes*

Surface Mounted

0 None
 5 Brushed Stainless Steel
 6 Black Epoxy

Intensity / IP

1 Std. IP65
 2 Std. IP68
 3 High IP65
 4 High IP68

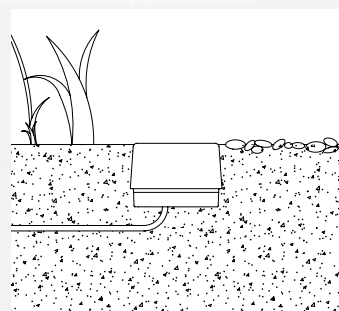
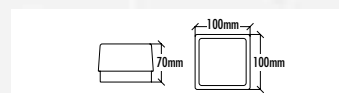
*No surface mounted available

Example:

LOW162 → Lofoten white, series Ramberg, surface mounted black epoxy, standard intensity IP68.



Dimensions: 100 x 100 x 70mm



Ramberg

For direct surface integration

Recessed cube-shaped paver with standard or high luminous intensity. Heat-treated glass body with frosted slip-proof finish.


Powered with high quality LED's (50.000 to 100.000 hours average lamp life), operating at 10V DC using specific LED power supply. Power consumption of approx. 0,5W (standard intensity) or 2W (high intensity).

Can be incorporated directly into the wall or floor for perfect aesthetical integration indoors or outdoors. IP65 or IP68 protection.

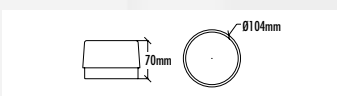
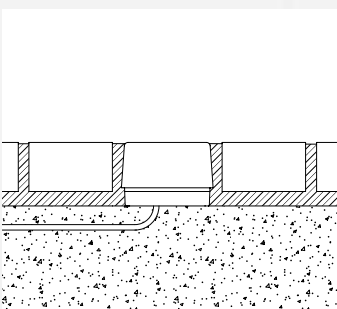
Available with white, blue, amber, green, red or yellow light.



Flakstad



For direct surface integration



Dimensions: Ø104 x 70mm

Recessed cylinder-shaped paver with standard or high luminous intensity. Heat-treated glass body with frosted slip-proof finish.

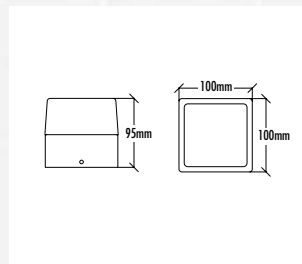
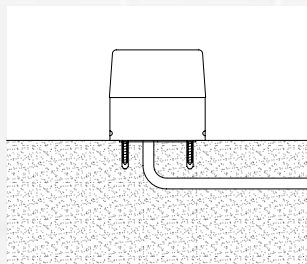
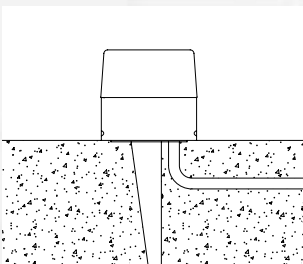
Powered with high quality LED's (50.000 to 100.000 hours average lamp life), operating at 10V DC using specific LED power supply. Power consumption of approx. 0,5W (standard intensity) or 1,5W (high intensity).

Can be incorporated directly into the wall or floor for perfect aesthetical integration indoors or outdoors. IP65 or IP68 protection.

Available with white, blue, amber, green, red or yellow light.



Ramberg



Surface-mounted

Surface-mounted cube-shaped fixture with standard or high luminous intensity. Heat-treated glass body with AISI 316 stainless steel base. Powered with high quality LED's (50.000 to 100.000 hours average lamp life), operating at 10V DC using specific LED power supply. Power consumption of approx. 0,5W (standard intensity) or 2W (high intensity). IP65 or IP68 protection. Available with white, blue, amber, green, red or yellow light.

Accessories:
Fixing Spike

Dimensions:
90 x 375mm



LOF701

Available
Colours:

Dimensions:
100 x 100 x 95mm



White



Blue



Amber



Green

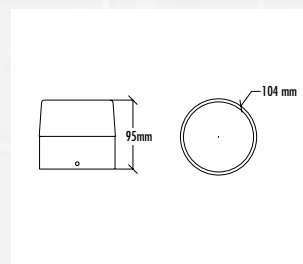
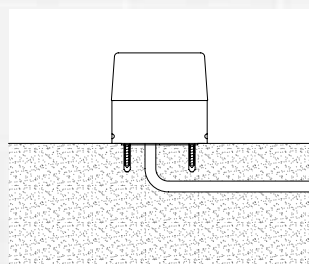
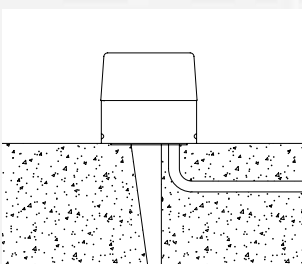


Red



Yellow

Flakstad



Surface-mounted

Surface-mounted cylinder-shaped fixture with standard or high luminous intensity. Heat-treated glass body with AISI 316 stainless steel base. Powered with high quality LED's (50.000 to 100.000 hours average lamp life), operating at 10V DC using specific LED power supply. Power consumption of approx. 0,5W (standard intensity) or 1,5W (high intensity). IP65 or IP68 protection. Available with white, blue, amber, green, red or yellow light.

Accessories:
Fixing Spike

Dimensions:
90 x 375mm



LOF701

Available
Colours:


Dimensions:
Ø104 x 95mm



White



Blue



Amber



Green

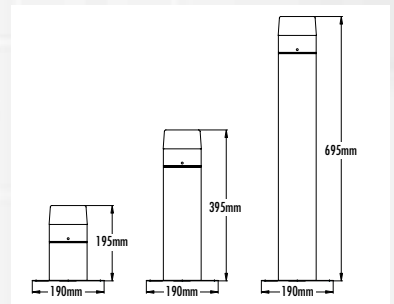
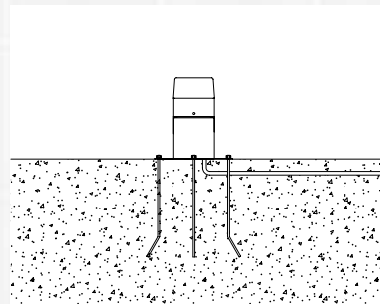


Red



Yellow

Ramberg



Bollards

Bollard mounted cube-shaped fixture with standard or high luminous intensity. Heat-treated glass body with AISI 316 stainless steel base. Powered with high quality LED's (50.000 to 100.000 hours average lamp life), operating at 10V DC using specific LED power supply. Power consumption of approx. 0,5W (standard intensity) or 2W (high intensity). IP65 or IP68 protection. Available with white, blue, amber, green, red or yellow light.

Accessories:
Concrete anchors
Dimensions:
250 mm



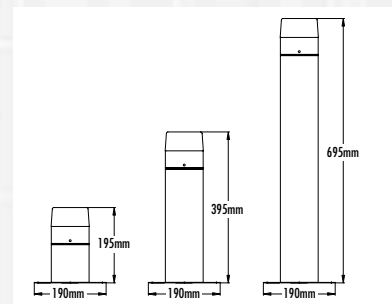
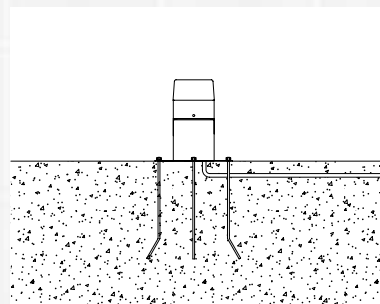
Available Colours:

Dimensions:
100 x 100 x 95mm





Flakstad



Bollards

Bollard mounted cylinder-shaped fixture with standard or high luminous intensity. Heat-treated glass body with AISI 316 stainless steel base. Powered with high quality LED's (50.000 to 100.000 hours average lamp life), operating at 10V DC using specific LED power supply. Power consumption of approx. 0,5W (standard intensity) or 1,5W (high intensity). IP65 or IP68 protection. Available with white, blue, amber, green, red or yellow light.

Accessories:


Concrete anchors

Dimensions: 250 mm



Available Colours:

Dimensions: Ø104 x 95mm



Vikten



Dimensions: 240 x 50 x 60mm

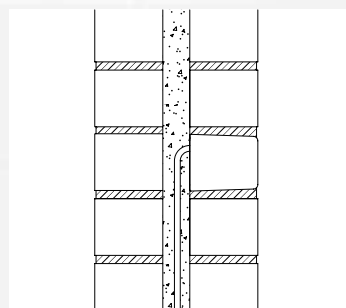
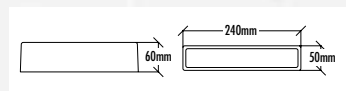
For direct surface integration

Recessed brick-shaped paver with high luminous intensity. Heat-treated glass body with frosted slip-proof finish.

Powered with high quality LED's (50.000 to 100.000 hours average lamp life), operating at 10V DC using specific LED power supply. Power consumption of approx. 1W (standard intensity) or 2,5W (high intensity).

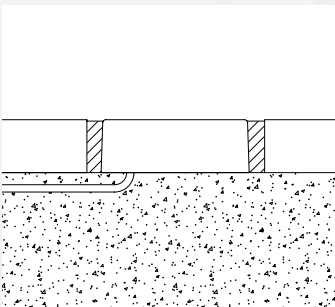
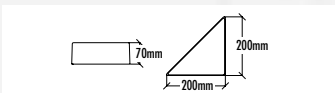
Can be incorporated directly into the wall or floor for perfect aesthetical integration indoors or outdoors. IP65 or IP68 protection.

Available with white, blue, amber, green, red or yellow light.





Dimensions: 200 x 200 x 70mm



Moskenes

For direct surface integration

Recessed triangle-shaped paver with high luminous intensity. Heat-treated glass body with frosted slip-proof finish.

Powered with high quality LED's (50.000 to 100.000 hours average lamp life), operating at 10V DC using specific LED power supply. Power consumption of approx. 1,5W (standard intensity) or 4W (high intensity).

Can be incorporated directly into the wall or floor for perfect aesthetical integration indoors or outdoors. IP65 or IP68 protection.

Available with white, blue, amber, green, red or yellow light.



Full technical information available upon request.



Distributed by: